

PEDIGREE®

HUMAN



GUIDES


Hundreds of schools train guide dogs to take care of visually impaired people.

Pedigree Human Guides is the first educational platform to train people to take care of blind dogs.

This handbook contains a few tips to help people who find themselves dealing with their dog's blindness.

At humanguides.com, you can find even more information in the form of video lessons with a veterinary ophthalmologist.

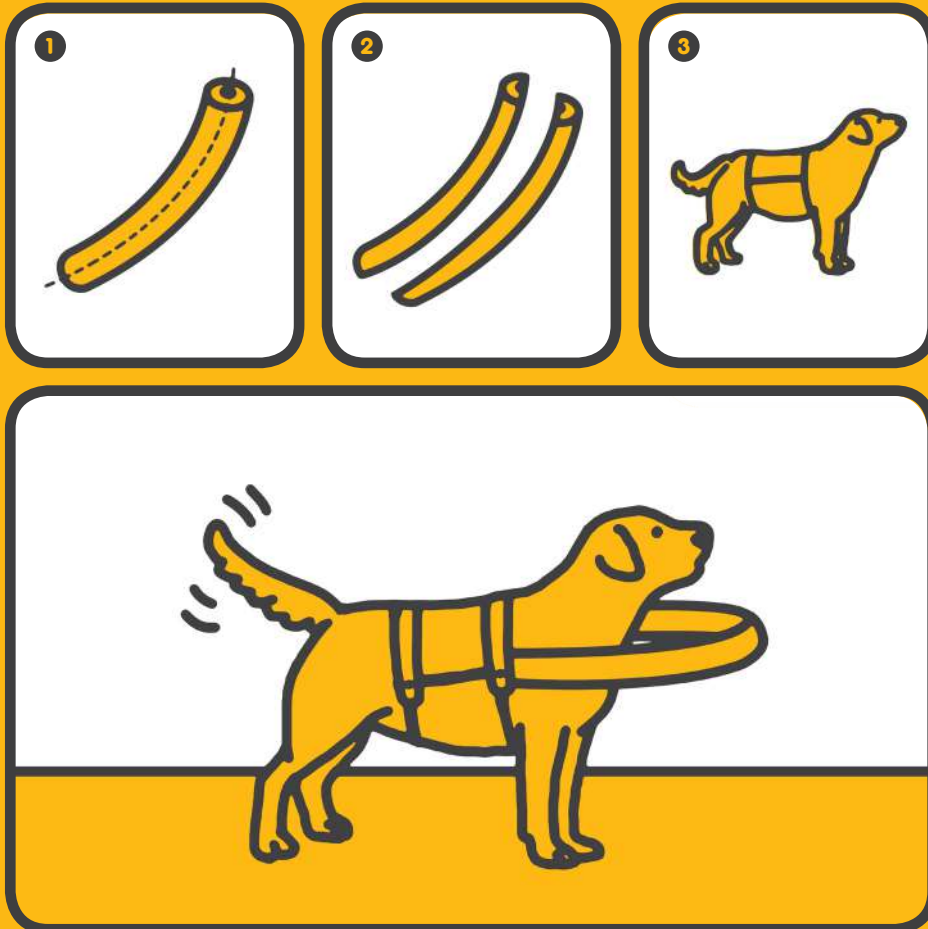
Dogs do so much for us. It's time to return the favor.



CAREFUL WITH THE FURNITURE

—


Dogs, even when they've gone blind, map their surroundings and memorize the location of furniture and the distance between them. Once they've understood the layout and the routes they can take to get around, tutors should maintain the position of the furniture and avoid putting anything in the middle of the room.



CANINE BUMPER

—
Dogs who lose their vision suddenly or older doggies may need a protective accessory, a sort of canine bumper to avoid hurting themselves by hitting furniture or walls.

- 1 It's easy to make a canine bumper at home. All you need is a stiff harness (leather or plastic) that goes around the dog's chest, zip ties, and a pool noodle.
- 2 Cut the noodle in half and bend it around the dog's head, leaving three fingers of space in front of its nose.
- 3 Attach the noodle to the sides of the harness using the zip ties and cut off the excess.

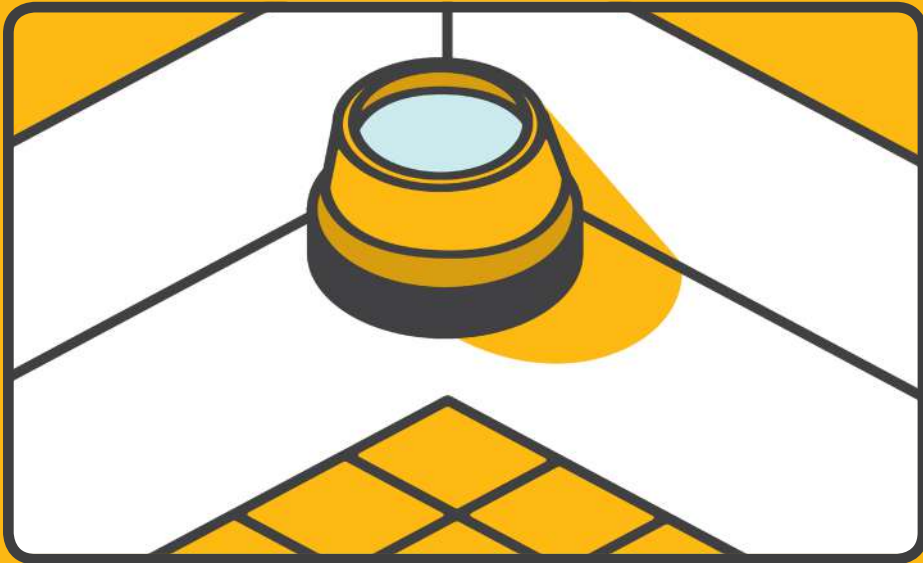


PROTECT THEIR WHISKERS

Whiskers, or vibrissas, are the long, stiffer hairs that grow around the muzzle and eyes. These hairs work like radar, detecting movement and approaching vibrations.

That way, the dog can feel an object moving closer or gauge the distance between its body and a piece of furniture, for example.


That's why it's extremely important that their whiskers not be broken or cut.



MAKE SURE THEY RE HYDRATED

—

Put more water dishes out around the house.
The more water dishes or fountains there are,
the better the animal's chances are of finding it and staying hydrated.
A fountain can be a good option because of the sound it makes.



FEEDING SCHEDULE

—
Dogs have a very strong sense of time during the day.

That's why it's important to create a feeding schedule and maintain the same routine when offering dogs their favorite food.

It's best not to leave food in the dish. The lingering smell of food may make the dog lose its desire to eat.


That's why you should offer the amount of food recommended by your vet, two or three times a day, always at the same time.



THE SOUND OF FOOD

—
Making a sound when you serve the food can be important in helping develop a feeding routine.


This can be done by way of a specific sound that you use to train your doggie, such as a bell or the sound of the food being shaken in some recipient, or in the bag itself.



OLFACTORY MEMORY

—

Establish different smells in each room to help the dog memorize the arrangement and layout of each place. Essences designed for animals and odor-emitting plants may be used throughout different spaces in your home.



FEELING SURFACES

The pads on the bottom of dogs' paws are quite sensitive and can identify different kinds of surfaces, such as asphalt, grass, wood, and cloth.

With that in mind, the animal can behave differently on each kind of surface.



For example: they can learn that they can run and play when they're on grass, or walk slowly when they're on asphalt.



CLICKER WHILE TRAINING

—

The clicker is an instrument used to speed up animals' learning process. It indicates the precise moment when they do something right, without the need to provide an immediate reward. So even a blind dog can learn how to sit, lie down, stay, and come, among other commands.



INTERACTING WITH OTHER DOGS

—

Seeing dogs don't normally change their behavior around blind dogs. Socializing and playtime with other dogs are very important for blind dogs to understand different sorts of play and enjoy themselves. At first, this interaction should take place in risk-free areas without stairs, holes, trees, or furniture. A backyard or a fenced-in park may be good options. Through play, the blind animal builds up confidence in that environment, learning to trust the other dog and themselves.



GOING OUT FOR WALKS

—

A short lead forces the dog to always keep close to his or her tutor. That makes it more difficult to explore the surroundings. Ideally, the leash should be at least 1.5 meters long. That way the dog can smell things, interact, and explore, while the tutor can draw them back to their side at any time.



A NEW WAY TO PLAY

—

Playing fetch, like most dogs do, may not be interesting or stimulating for a blind dog. Try offering toys that stimulate curiosity and hunting behaviors. Fillable toys and raw bones can be hidden around the house or in boxes. And since all dogs love fetching a ball, blind dogs can get in on it as well – the ball just has to have some sort of whistle or rattle inside it.





Feed the good.™